




P&D STAND



PICK-UP &
DELIVERY STAND -
LIGHT & HEAVY

DESIGNED TO MATE WITH
SCISSOR LIFT ATTACHMENT




SINGLE BAY

Usable Bay Size



1.6k & 3.3k LBS

Weight Capacity




SCISSOR LIFT

Compatible

| | |
|------------------|------------------------|
| MODEL NUMBER | ASLL/LH-5060-16/33 lbs |
| TARE WEIGHT | 503 & 735 lbs |
| WEIGHT CAPACITY | 1,650 & 3,300 lbs |
| EFFECTIVE LENGTH | 60" |
| EFFECTIVE WIDTH | 50" |
| HEIGHT TO DECK | 26" & 28" |

The Pick-Up & Delivery Stand is designed to interact with our scissor lift attachment. This pallet station is mounted to the floor and is constructed with a 2-1/2" x 3/16" wall tube with a 1/2" mount plate. Pallet lead-in widths are adjustable to 41", 44", 50", and 54".



SCAN ME