



TONGUE & FLOOR LOCK

HEAVY DUTY DESIGN


Lunette Ring Tongue & Floor
Lock Combination



**Foot Actuated
Lock/Unlock**



**Heavy-Duty
Zinc Plated Steel**



**Any Cart
Add-on**

MODEL NUMBER	900-842
TARE WEIGHT	30.8 lbs
MATERIAL	Zinc Plated Steel
LENGTH	30.7"
WIDTH	8.8"
HEIGHT	10.6"
TONGUE LENGTH	24.8"

Our Lunette Ring Tongue & Floor Lock combination has adjustable die springs to level the tongue with the ground or the hitch. It auto-disengages our 9.5" or 7.5" floor lock when used together. It can also be used alongside our alligator, pin or pintle hitch (lunette ring) or 2" ball coupler.



SCAN ME

