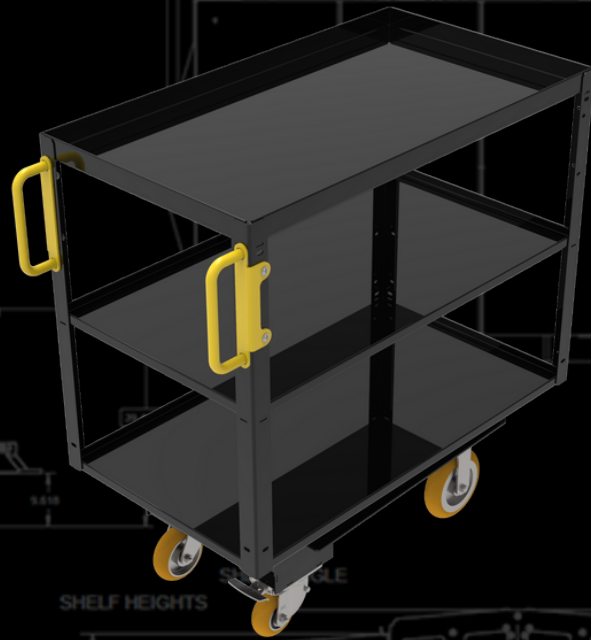




RCST-2545-10-2

DAUGHTER CART

Shelf Cart Style For Miscellaneous Packaging And Smaller Totes




25" x 45"

Usable Deck Space



1,000 LBS

Weight Capacity



"C"

CarryMore Compatible

| | |
|----------------|--------------------|
| MODEL NUMBER | RCST-2545-10-2 |
| TARE WEIGHT | 271 lbs |
| CAPACITY | 1,000 lbs |
| STEERING | Rear |
| ELEMATE | 1.0" |
| HANDLE | 47" |
| HEIGHT | 14.8" |
| CASTER PACKAGE | 2 Rigid / 2 Swivel |

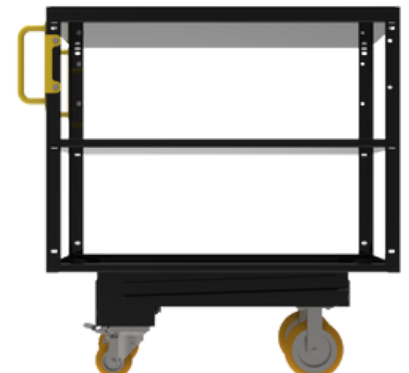


Powder Coat Finish Options

This versatile shelf cart can be used for a variety of jobs including a tool cart, packaging, and fits three (3) 15x24 totes. The welded upper structure includes two (2) shelves. The top shelf has a weight capacity of 225 lbs. The bottom shelves have weight capacities of 333lbs.

Additional Features Include:

- Powder Coat Finish
- Premium Apex Caster Package with Ideal Stops
- Ergo Handles



SCAN ME