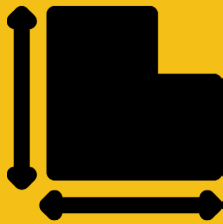





RATT-5050-25

DAUGHTER CART

Flatbed Style For Standard Pallet Sizing & Containers With 360° Turning




50" x 50"

Usable Deck Space



2,500 LBS

Weight Capacity



"A"

CarryMore Compatible

MODEL NUMBER	RATT-5050-25
TARE WEIGHT	629 lbs
CAPACITY	2,500 lbs
STEERING	Rear
ELEMATE	1.0"
HANDLE	39"
DECK HEIGHT	18"
CASTER PACKAGE	2 Rigid/ 2 Swivel



Powder Coat Finish Options

A versatile flatbed cart paired with Jtec's durable turntable design. Specifically built with 11 gauge steel, this cart accommodates standard pallet sizing and 48" x 45" knock-down container sizes. This cart turns every 180° and is activated by a simple depression of a foot pedal for easy, ergonomic access to all materials.

Additional features include:

- MoveMore-40 Compatible
- Removable Ergo Handle
- Powder Coat Finish
- Corner Captures
- Premium Apex Caster Package
- Alumilock Brakes



SCAN ME

