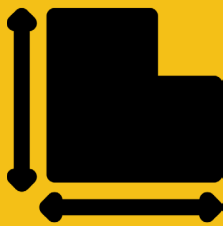
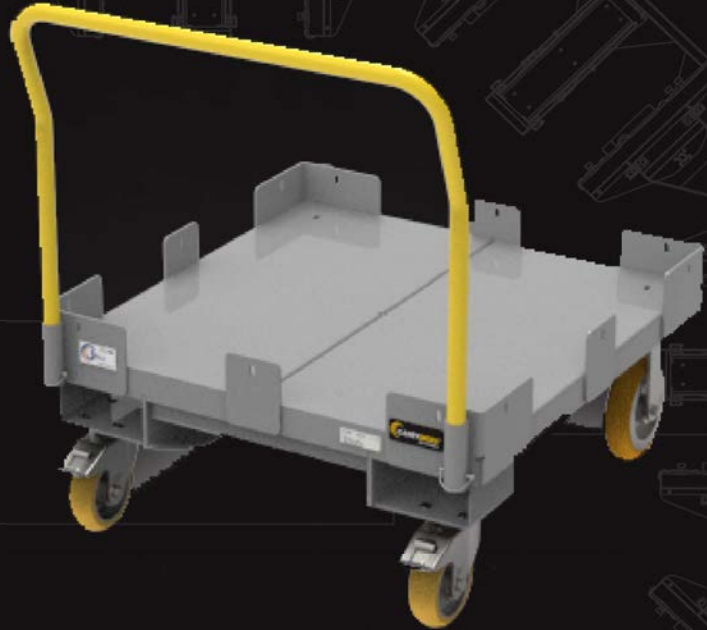




RHFF-3434-20

DAUGHTER CART

Flatbed style compatible with CarryMore System "HA"




34" x 34"

Usable Deck Space



2,000 LB

Weight Capacity



"HA"

CarryMore Compatible

MODEL NUMBER	RHFF-3434-20
TARE WEIGHT	336 lbs
CAPACITY	2,000 lbs
STEERING	Rear
ELEMATE	1.0"
HANDLE	42"
DECK HEIGHT	17"
CASTER PACKAGE	2 Rigid/ 2 Swivel



Powder Coat Finish Options

Jtec's versatile flatbed carts are perfect for all types and sizes of dunnage. Specifically built with 11 gauge steel to accommodate standard pallet sizing and 48"x 45" knock-down container sizes.

Additional features include:

- MoveMore-40 Compatible
- Removable Ergo Handle
- Powder Coat Finish
- Corner Captures
- Premium Apex Caster Package
- Alumilock Brakes



SCAN ME

