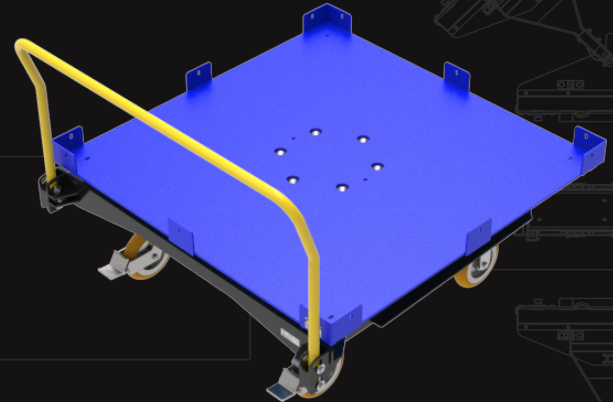




RATT-5050-25

DAUGHTER CART


Flatbed style for Standard Pallet Sizing & Containers with 360° turning



52" x 50"
usable deck space



2,500 LB
weight capacity



"A" SIZE
carrymore compatible

MODEL NUMBER	RATT-5050-25
TARE WEIGHT	336 lbs
CAPACITY	2,500 lbs
STEERING	Rear
ELEMATE	1.0
HANDLE	39.5"
DECK HEIGHT	18.25"
CASTER PACKAGE	2 rigid/ 2 swivel


A versatile flatbed cart paired with Jtec's durable turntable design. Specifically built with 11 gauge steel, this cart accommodates standard pallet sizing and 48" x 45" knock-down container sizes. This cart turns every 180° and is activated by a simple depression of a foot pedal for easy, ergonomic access to all materials.

Additional features include:

- MoveMore-40 Compatible
- Removable Ergo Handle
- Powder Coat Finish
- Corner Captures
- Premium Apex Caster Package
- Alumilock Brakes



Powder Coat Finish Options



SCAN ME